

Overview - Public Entities Quarterly Reporting

Approved receipts

268.0

64.0%

Approved spending

258.6

63.1%

Surplus/(deficit)

9.4

- ☐ R billion
- ☒ R million
- ☐ R thousand

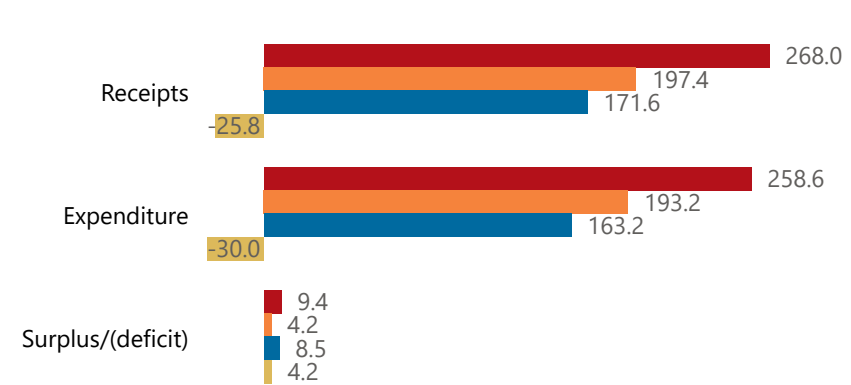


national treasury

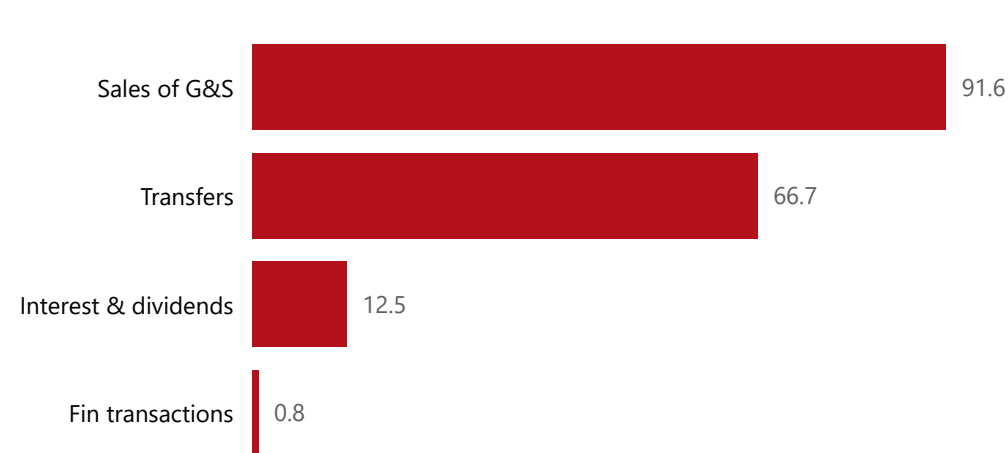
Department:
National Treasury
REPUBLIC OF SOUTH AFRICA

Consolidation

● Approved ● Forecast ● YTD ● Variance



Composition of receipts



Quarter

3

Cluster

Education and related

Department

Sport, Arts and Culture

Entity

Robben Island Museum

Composition of spending



Functional grouping



Spending by PFMA schedule



Public Entities Receipts

Approved sales of G&S

150.4

60.9%

Approved transfers

96.0

69.5%



national treasury

Department:
National Treasury
REPUBLIC OF SOUTH AFRICA

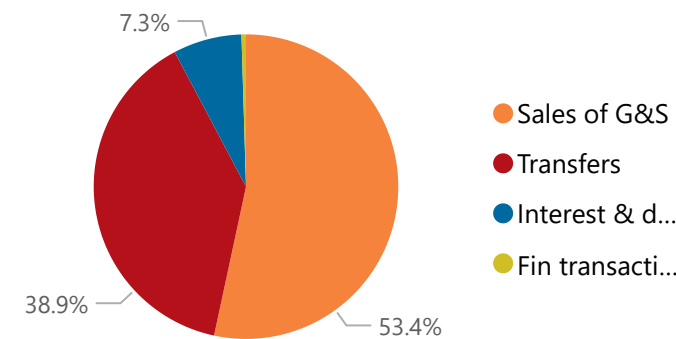
- ☐ R billion
- ☒ R million
- ☐ R thousand

Actual vs Forecast

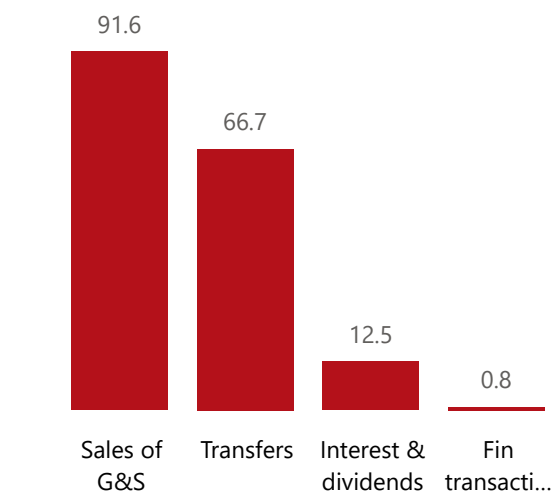
● Approved ● Forecast ● YTD ● Variance



Composition of receipts



Top receipts items



Quarter

3

Cluster

Education and related

Department

Sport, Arts and Culture

Entity

Robben Island Museum

Top 5 Transfers



Department transfers

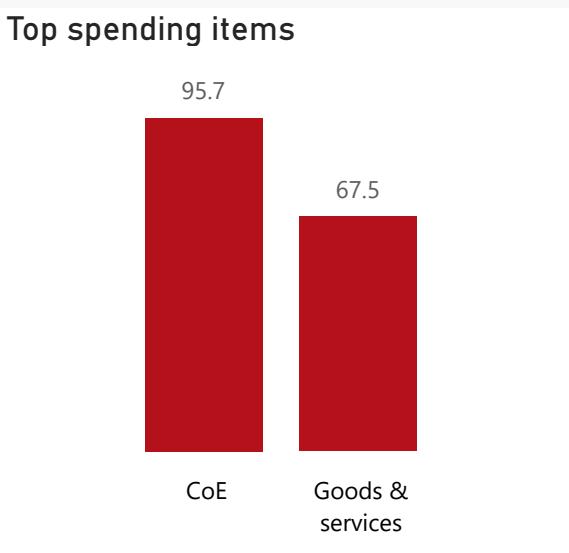
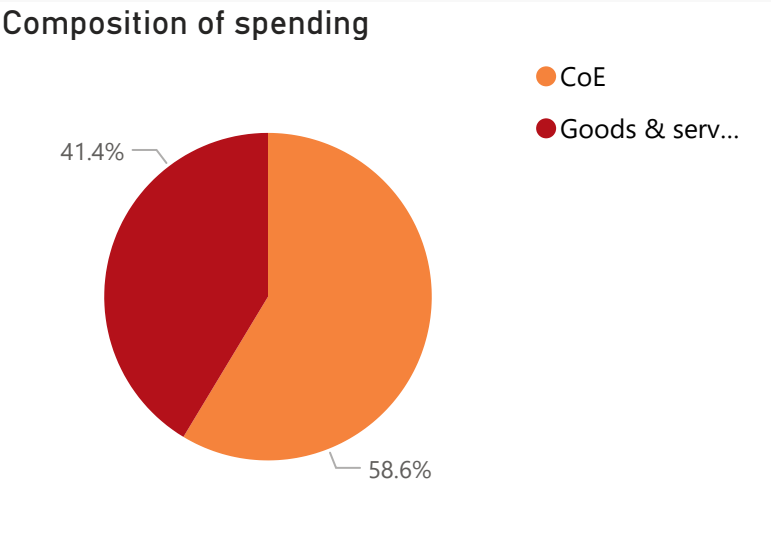
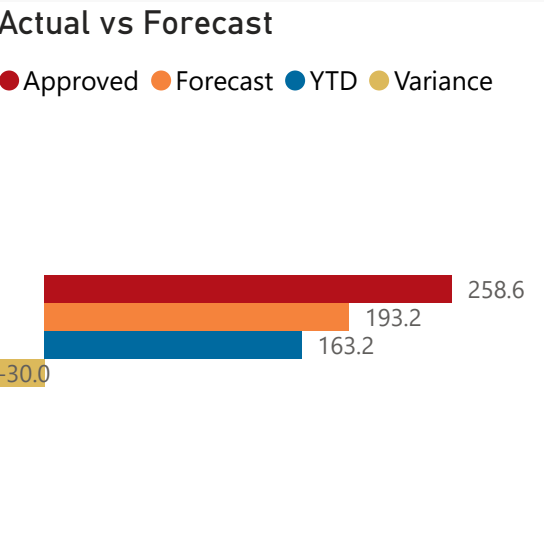
Receipts

Level 3	Approved	YTD	% YTD
+ Sales of G&S	150.4	91.6	53.4%
+ Transfers	96.0	66.7	38.9%
+ Interest & dividends	1.6	12.5	7.3%
+ Fin transactions	20.0	0.8	0.5%
Total	268.0	171.6	100.0%

Public Entities Spending

Approved CoE	Approved G&S	Approved transfers
137.569.6%	109.361.7%	(Blank)(Blank)

- ☐ R billion
- ☒ R million
- ☐ R thousand



Capital assets

Spending			
Level 3	Approved	YTD	% YTD
⊕ CoE	137.5	95.7	58.6%
⊕ Goods & services	109.3	67.5	41.4%
⊕ Capital	11.7		
Total	258.6	163.2	100.0%

Quarter

3

Cluster

Education and related

Department

Sport, Arts and Culture

Entity

Robben Island Museum